



SURE-SCREEN®-D DIP DEVICE

MEDTOX Diagnostics, Inc. • 1238 Anthony Road
Burlington, NC 27215
Phone: 888-294-7681 • Fax: 651-286-6222
E-mail: sales@medtox.com

The device detects one or more of the following drug classes at the following concentrations:

Amphetamine (AMP)	300 ng/ml
Benzodiazepines (BZO)	200 ng/ml
Cocaine (COC)	100 ng/ml
Opiates (OPI)	100 ng/ml
Phencyclidine (PCP)	25 ng/ml
Cannabinoids (THC)	40 ng/ml


Quick Reference Instructions for Use



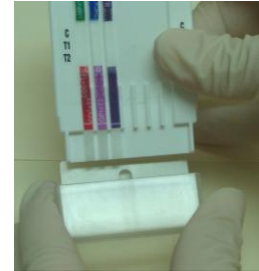
1. Bring pouched Dip device to room temperature (18-25°C / 64-77°F) before opening it.




2. Obtain urine specimen. If urine was refrigerated, bring to room temperature and mix well before testing.



3. Tear open foil pouch and remove the Dip device. Write sample ID information on the device.



4. Pull off the clear cover to expose the fiber pads at ends of test strips.



5. Dip the small end of the cassette into the sample so that only the white ends of the test strips are submerged.

Hold the ends of the test strips in the urine until the reddish-purple solution begins to run up all of the strips.



6. Remove Device from urine sample. Replace cover to protect the wet ends of test strips. Start at angle shown above to align cover on device.



7. Lay flat, face up. Read results at 5 minutes.

READING THE TEST RESULTS Read Time: 5 minutes

For examples at right:
C = Control
T1 Tests = AMP, THC, BZO
T2 Tests = COC, OPI

VALID:

A reddish-purple line appears in the "C" area for each test.



INVALID:

No control line "C" present. Retest urine with a new device.

NEGATIVE:

Any reddish-purple line visible at 5 min. in the test area is a negative result (even a faint or broken line).

Example above: all five test results are negative.

PRELIMINARY POSITIVE:

The absence of a line in the test area is a preliminary positive result.

Example above: the AMP (Amphetamine) test is a preliminary positive.

NOTE: Line intensity may vary. The presence of any reddish-purple line, whether faint or broken, is to be interpreted as a negative result.

Strips with two tests will be labeled with two colors. The top color will indicate the T1 test with drug test name=T1. The bottom color will indicate the T2 test with test name=T2. Strips with only one color will have test results appear at the T1 position only.

For complete product information refer to the SURE-SCREEN®-D Package Insert Rev 4/10 available at <http://www.medtox.com/ProductTraining.aspx> or contact Technical Support at 1-877-643-5703.